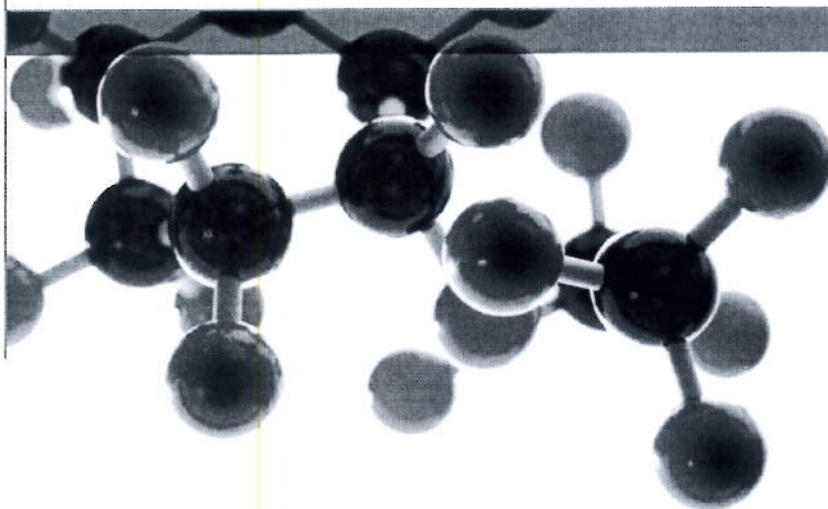


Exova Warringtonfire
Holmesfield Road
Warrington
WA1 2DS
United Kingdom

T : +44 (0) 1925 655116
F : +44 (0) 1925 655419
E : warrington@exova.com
W: www.exova.com



BS 476: Part 7: 1997



Method For Classification Of The Surface Spread Of Flame Of Products

A Report To: Sherwin-Williams Italy S.r.l.

Document Reference: 362973

Date: 29th March 2016

Issue No.: 1

Page 1

Testing
Advising
Assuring



Executive Summary

Objective To determine the surface spread of flame classification of the following product when tested in accordance with BS 476: Part 7: 1997.

Generic Description	Product reference	Thickness / application rate	Weight per unit area / density / specific gravity
White PU fire-retardant system applied to a medium density fibre board (MDF) substrate	No specific product reference	10.47mm *	8.21kg/m ² *
Individual components used to manufacture composite:			
Final coating product (test face)	216_9010/XX topcoat catalysed at 50% with 816_23 W/W"	150g/m ²	1.15kg/l
First coating product	236_9010/5 basecoat hardened 50% with 816_23 W/W"	2 x 150g/m ²	1.22kg/l
MDF	Unable to provide	10mm	Unable to provide
*Determined by Exova Warringtonfire			
Please see pages 5 & 6 of this test report for the full description of the product tested			

Test Sponsor Sherwin-Williams Italy S.r.l., Via del Fiffio 12, 40065 Pianoro (BO), Italy.

Test Results: **Class 1**

Date of Test 24th March 2016

Signatories

C Meachin

Responsible Officer
C. Meachin *
Technical Officer

S. Deeming

Authorised
S. Deeming *
Business Unit Head

* For and on behalf of **Exova Warringtonfire**.

Report Issued: 29th March 2016

This version of the report has been produced from a pdf format electronic file that has been provided by **Exova Warringtonfire** to the sponsor of the report and must only be reproduced in full. Extracts or abridgements of reports must not be published without permission of **Exova Warringtonfire**.

CONTENTS	PAGE NO.
EXECUTIVE SUMMARY	2
SIGNATORIES.....	2
TEST DETAILS.....	4
DESCRIPTION OF TEST SPECIMENS.....	5
TEST RESULTS	7
APPENDIX 1 – TEST RESULTS.....	8
APPENDIX 2 – CLASSIFICATION CRITERIA	9
REVISION HISTORY	10



Test Details

Purpose of test	To determine the performance of a product when it is subjected to the conditions of the test specified in BS 476: Part 7: 1997, "Fire tests on building materials and structures, method for classification of the surface spread of flame of products". This test was therefore performed in accordance with the procedure specified in BS 476: Part 7: 1997 and this report should be read in conjunction with that British Standard.
Scope of test	BS 476: Part 7: 1997 specifies a method of test for measuring the lateral spread of flame along the surface of a specimen of a product orientated in the vertical position, and a classification system based on the rate and extent of flame spread. It provides data suitable for comparing the performances of essentially flat materials, composites, or assemblies, which are used primarily as the exposed surfaces of walls or ceilings.
Fire test study group/EGOLF	Certain aspects of some fire test specifications are open to different interpretations. The Fire Test Study Group and EGOLF have identified a number of such areas and have agreed Resolutions which define common agreement of interpretations between fire test laboratories which are members of the Groups. Where such Resolutions are applicable to this test they have been followed.
Instruction to test	The test was conducted on the 24 th March 2016 at the request of Sherwin-Williams Italy S.r.l., the sponsor of the test.
Provision of test specimens	The specimens were supplied by the sponsor of the test. Exova Warringtonfire was not involved in any selection or sampling procedure.
Conditioning of specimens	The specimens were received on the 15 th March 2016 and were conditioned to constant mass at a temperature of $23 \pm 2^{\circ}\text{C}$ and a relative humidity of $50 \pm 5\%$ prior to testing.
Form in which the specimens were tested	Composite - Combination of materials which are generally recognised in building constructions as discrete entities e.g. coated or laminated materials. Each specimen was tested in direct contact with a nominally 12mm thick non-combustible backing board.
Exposed face	The coated face of the specimens was exposed to the heating conditions of the test.

Description of Test Specimens

The description of the specimens given below has been prepared from information provided by the sponsor of the test. All values quoted are nominal, unless tolerances are given.

General description		White PU fire-retardant system applied to a medium density fibre board (MDF) substrate
Product reference of composite		No specific product reference
Name of manufacturer of composite		Sherwin Williams Italy
Thickness of composite		10.47mm (determined by Exova Warringtonfire)
Weight per unit area of composite		8.21kg/m ² (determined by Exova Warringtonfire)
Final coating product (test face)	Generic type	See Note 1 below
	Product reference	216_9010/XX topcoat catalysed at 50% with 816_23 W/W"
	Name of manufacturer	Sherwin Williams
	Colour reference	"White"
	Number of coats	One
	Application rate per coat	150 g/m ²
	Density	1.15 kg/l
	Application method	Spray
	Trade name of flame retardant	See Note 1 below
	Generic type of flame retardant	TMCP
	Amount of flame retardant	See Note 1 below
	Curing process per coat	Room temperature
First coating product	Generic type	Solvent-base
	Product reference	236_9010/5 basecoat hardened 50% with 816_23 W/W"
	Name of manufacturer	Sherwin Williams
	Colour reference	"White"
	Number of coats	Two
	Application rate per coat	150 g/m ²
	Density	1.22 kg/l
	Application method	Spray
	Trade name of flame retardant	See Note 1 below
	Generic type of flame retardant	Chloroparaffines, ammonium polyphosphates
	Amount of flame retardant	See Note 1 below
	Curing process per coat	Room temperature

Continued on next page

MDF	Generic type	MDF
	Product reference	See Note 2 below
	Thickness	10 mm
	Density / weight per unit area	See Note 2 below
	Name of manufacturer / supplier	See Note 1 below
	Flame retardant details	See Note 3 below
Brief description of manufacturing process		See Note 1 below

Note 1: The sponsor was unwilling to provide this information.

Note 2: The sponsor was unable to provide this information.

Note 3: The sponsor of the test has confirmed that no flame retardant additives were utilised in the production of the component.

Test Results

Results and observations		The test results for the individual specimens, together with observations made during the test and comments on any difficulties encountered during the test are given in Appendix 1.
Classification		In accordance with the class definitions given in BS 476: Part 7: 1997; the specimens tested are classified as Class 1.
Criteria for classification		If the prefix 'D' or suffix 'R' or 'Y' is included in the classification, this indicates that the results should be treated with caution. An explanation of the reason for the prefix and suffixes is given in Appendix 2, together with the classification limits specified in the Standard.
Applicability of test result		<p>The test results relate only to the behaviour of the test specimens of the product under the particular conditions of test; they are not intended to be the sole criterion for assessing the potential fire hazard of the product in use.</p> <p>The test results relate only to the specimens of the product in the form in which they were tested. Small differences in the composition or thickness of the product may significantly affect the performance during the test and may therefore invalidate the test results. Care should be taken to ensure that any product which is supplied or used is fully represented by the specimens which were tested.</p>
Validity		<p>The specification and interpretation of fire test methods are the subject of ongoing development and refinement. Changes in associated legislation may also occur. For these reasons it is recommended that the relevance of test reports over five years old should be considered by the user. The laboratory that issued the report will be able to offer, on behalf of the legal owner, a review of the procedures adopted for a particular test to ensure that they are consistent with current practices, and if required may endorse the test report.</p> <p>This report may only be reproduced in full. Extracts or abridgements shall not be published without permission of Exova Warringtonfire.</p>

Appendix 1 – Test Results

SPECIMEN No.	1	2	3	4	5	6
Maximum distance travelled at 1.5 minutes (mm)	75	75	75	75	75	75
Distance (mm)	Time to travel to indicated distance (minutes : seconds)					
75	0:44	0:45	0:58	0:49	0:49	0:52
165						
190						
215						
240						
265						
290						
375						
455						
500						
525						
600						
675						
710						
750						
785						
825						
Time to reach maximum distance travelled	0:44	0:45	0:58	0:49	0:49	0:52
Maximum distance travelled in 10 minutes (mm)	75	75	75	75	75	75

Note: Six specimens are usually tested. If the test on any specimen is deemed to be invalid, as defined in the Standard, it is permissible for up to a maximum of nine specimens to be tested in order to obtain the six valid test results.

Observations made during test and comments on any difficulties encountered during the test:

None.

Appendix 2 – Classification criteria

Classification of spread of flame	Spread of Flame at 1.5 min		Final Spread of Flame	
	Classification	Limit (mm)	Limit for one specimen (mm)	Limit for one specimen (mm)
	Class 1	165	165 + 25	165 + 25
	Class 2	215	215 + 25	455 + 45
	Class 3	265	265 + 25	710 + 75
	Class 4	Exceeding the limits for class 3		
Explanation of prefix and suffixes which may be added to the classification	1.	A suffix R is added to the classification if more than six specimens are required in order to obtain six valid test results (e.g. class 2R).		
	2.	A prefix D is added to the classification of any product which does not comply with the surface characteristics specified in the Standard and has therefore been tested in a modified form (e.g. class D3).		
	3.	A suffix Y is added to the classification if any softening and/or other behaviour that may affect the flame spread occurs (e.g. class 3Y).		

For example, a classification of D3RY could be achieved indicating (a) a modified surface has been used; (b) a class 3 result has been obtained; (c) additional specimens have been used to obtain 6 valid results and; (d) softening and/or other behaviour has occurred which is considered to have affected the test result.

Revision History


Issue No :	Re-issue Date:
Revised By:	Approved By:
Reason for Revision:	

Exova Warringtonfire
Holmesfield Road
Warrington
WA1 2DS
United Kingdom

T : +44 (0) 1925 655116
F : +44 (0) 1925 655419
E : warrington@exova.com
W: www.exova.com



BS 476: Part 7: 1997



Method For Classification Of The Surface Spread Of Flame Of Products

A Report To: Sherwin-Williams Italy S.r.l.

Document Reference: 362973

Date: 29th March 2016

Issue No.: 1

Page 1

Testing
Advising
Assuring



Executive Summary

Objective To determine the surface spread of flame classification of the following product when tested in accordance with BS 476: Part 7: 1997.


Generic Description	Product reference	Thickness / application rate	Weight per unit area / density / specific gravity
White PU fire-retardant system applied to a medium density fibre board (MDF) substrate	No specific product reference	10.47mm *	8.21kg/m ² *
Individual components used to manufacture composite:			
Final coating product (test face)	TH0601_900X topcoat catalysed at 50% with TV0632 W/W"	150g/m ²	1.15kg/l
First coating product	TF0910_9010 basecoat hardened 50% with TV0632 W/W"	2 x 150g/m ²	1.22kg/l
MDF	Unable to provide	10mm	Unable to provide
*Determined by Exova Warringtonfire			
Please see pages 5 & 6 of this test report for the full description of the product tested			


Test Sponsor Sherwin-Williams Italy S.r.l., Via del Fiffio 12, 40065 Pianoro (BO), Italy.

Test Results: **Class 1**

Date of Test 24th March 2016

Signatories


Responsible Officer
C. Meachin *
Technical Officer


Authorised
S. Deeming *
Business Unit Head

* For and on behalf of **Exova Warringtonfire**.

Report Issued: 29th March 2016

This version of the report has been produced from a pdf format electronic file that has been provided by **Exova Warringtonfire** to the sponsor of the report and must only be reproduced in full. Extracts or abridgements of reports must not be published without permission of **Exova Warringtonfire**.

CONTENTS	PAGE NO.
EXECUTIVE SUMMARY	2
SIGNATORIES.....	2
TEST DETAILS.....	4
DESCRIPTION OF TEST SPECIMENS	5
TEST RESULTS	7
APPENDIX 1 – TEST RESULTS.....	8
APPENDIX 2 – CLASSIFICATION CRITERIA	9
REVISION HISTORY	10

Test Details

Purpose of test	To determine the performance of a product when it is subjected to the conditions of the test specified in BS 476: Part 7: 1997, "Fire tests on building materials and structures, method for classification of the surface spread of flame of products". This test was therefore performed in accordance with the procedure specified in BS 476: Part 7: 1997 and this report should be read in conjunction with that British Standard.
Scope of test	BS 476: Part 7: 1997 specifies a method of test for measuring the lateral spread of flame along the surface of a specimen of a product orientated in the vertical position, and a classification system based on the rate and extent of flame spread. It provides data suitable for comparing the performances of essentially flat materials, composites, or assemblies, which are used primarily as the exposed surfaces of walls or ceilings.
Fire test study group/EGOLF	Certain aspects of some fire test specifications are open to different interpretations. The Fire Test Study Group and EGOLF have identified a number of such areas and have agreed Resolutions which define common agreement of interpretations between fire test laboratories which are members of the Groups. Where such Resolutions are applicable to this test they have been followed.
Instruction to test	The test was conducted on the 24 th March 2016 at the request of Sherwin-Williams Italy S.r.l., the sponsor of the test.
Provision of test specimens	The specimens were supplied by the sponsor of the test. Exova Warringtonfire was not involved in any selection or sampling procedure.
Conditioning of specimens	The specimens were received on the 15 th March 2016 and were conditioned to constant mass at a temperature of $23 \pm 2^{\circ}\text{C}$ and a relative humidity of $50 \pm 5\%$ prior to testing.
Form in which the specimens were tested	Composite - Combination of materials which are generally recognised in building constructions as discrete entities e.g. coated or laminated materials. Each specimen was tested in direct contact with a nominally 12mm thick non-combustible backing board.
Exposed face	The coated face of the specimens was exposed to the heating conditions of the test.

Description of Test Specimens

The description of the specimens given below has been prepared from information provided by the sponsor of the test. All values quoted are nominal, unless tolerances are given.

General description		White PU fire-retardant system applied to a medium density fibre board (MDF) substrate
Product reference of composite		No specific product reference
Name of manufacturer of composite		Sherwin Williams Italy
Thickness of composite		10.47mm (determined by Exova Warringtonfire)
Weight per unit area of composite		8.21kg/m ² (determined by Exova Warringtonfire)
Final coating product (test face)	Generic type	See Note 1 below
	Product reference	TH0601_900X topcoat catalysed at 50% with TV0632 W/W"
	Name of manufacturer	Sherwin Williams
	Colour reference	"White"
	Number of coats	One
	Application rate per coat	150 g/m ²
	Density	1.15 kg/l
	Application method	Spray
	Trade name of flame retardant	See Note 1 below
	Generic type of flame retardant	TMCP
	Amount of flame retardant	See Note 1 below
	Curing process per coat	Room temperature
First coating product	Generic type	Solvent-base
	Product reference	TF0910_9010 basecoat hardened 50% with TV0632 W/W"
	Name of manufacturer	Sherwin Williams
	Colour reference	"White"
	Number of coats	Two
	Application rate per coat	150 g/m ²
	Density	1.22 kg/l
	Application method	Spray
	Trade name of flame retardant	See Note 1 below
	Generic type of flame retardant	Chloroparaffines, ammonium polyphosphates
	Amount of flame retardant	See Note 1 below
	Curing process per coat	Room temperature

Continued on next page

MDF	Generic type	MDF
	Product reference	See Note 2 below
	Thickness	10 mm
	Density / weight per unit area	See Note 2 below
	Name of manufacturer / supplier	See Note 1 below
	Flame retardant details	See Note 3 below
Brief description of manufacturing process		See Note 1 below

Note 1: The sponsor was unwilling to provide this information.

Note 2: The sponsor was unable to provide this information.

Note 3: The sponsor of the test has confirmed that no flame retardant additives were utilised in the production of the component.

Test Results

Results and observations	The test results for the individual specimens, together with observations made during the test and comments on any difficulties encountered during the test are given in Appendix 1.
Classification	In accordance with the class definitions given in BS 476: Part 7: 1997; the specimens tested are classified as Class 1.
Criteria for classification	If the prefix 'D' or suffix 'R' or 'Y' is included in the classification, this indicates that the results should be treated with caution. An explanation of the reason for the prefix and suffixes is given in Appendix 2, together with the classification limits specified in the Standard.
Applicability of test result	<p>The test results relate only to the behaviour of the test specimens of the product under the particular conditions of test; they are not intended to be the sole criterion for assessing the potential fire hazard of the product in use.</p> <p>The test results relate only to the specimens of the product in the form in which they were tested. Small differences in the composition or thickness of the product may significantly affect the performance during the test and may therefore invalidate the test results. Care should be taken to ensure that any product which is supplied or used is fully represented by the specimens which were tested.</p>
Validity	<p>The specification and interpretation of fire test methods are the subject of ongoing development and refinement. Changes in associated legislation may also occur. For these reasons it is recommended that the relevance of test reports over five years old should be considered by the user. The laboratory that issued the report will be able to offer, on behalf of the legal owner, a review of the procedures adopted for a particular test to ensure that they are consistent with current practices, and if required may endorse the test report.</p> <p>This report may only be reproduced in full. Extracts or abridgements shall not be published without permission of Exova Warringtonfire.</p>

Appendix 1 – Test Results

SPECIMEN No.	1	2	3	4	5	6
Maximum distance travelled at 1.5 minutes (mm)	75	75	75	75	75	75
Distance (mm)	Time to travel to indicated distance (minutes : seconds)					
75	0:44	0:45	0:58	0:49	0:49	0:52
165						
190						
215						
240						
265						
290						
375						
455						
500						
525						
600						
675						
710						
750						
785						
825						
Time to reach maximum distance travelled	0:44	0:45	0:58	0:49	0:49	0:52
Maximum distance travelled in 10 minutes (mm)	75	75	75	75	75	75

Note: Six specimens are usually tested. If the test on any specimen is deemed to be invalid, as defined in the Standard, it is permissible for up to a maximum of nine specimens to be tested in order to obtain the six valid test results.

Observations made during test and comments on any difficulties encountered during the test:

None.

Appendix 2 – Classification criteria

Classification of spread of flame	Spread of Flame at 1.5 min		Final Spread of Flame	
	Classification	Limit (mm)	Limit for one specimen (mm)	Limit for one specimen (mm)
	Class 1	165	165 + 25	165 + 25
	Class 2	215	215 + 25	455 + 45
	Class 3	265	265 + 25	710 + 75
	Class 4	Exceeding the limits for class 3		
Explanation of prefix and suffixes which may be added to the classification	1.	A suffix R is added to the classification if more than six specimens are required in order to obtain six valid test results (e.g. class 2R).		
	2.	A prefix D is added to the classification of any product which does not comply with the surface characteristics specified in the Standard and has therefore been tested in a modified form (e.g. class D3).		
	3.	A suffix Y is added to the classification if any softening and/or other behaviour that may affect the flame spread occurs (e.g. class 3Y).		

For example, a classification of D3RY could be achieved indicating (a) a modified surface has been used; (b) a class 3 result has been obtained; (c) additional specimens have been used to obtain 6 valid results and; (d) softening and/or other behaviour has occurred which is considered to have affected the test result.

Revision History

Issue No :	Re-issue Date:
Revised By:	Approved By:
Reason for Revision:	